

HERITAGE

+ INNOVATION





# WE'RE NOT YOUR GRANDFATHER'S DOORS

WE'VE TAKEN OUR NEARLY 200 YEARS OF EXPERIENCE to bring the industry more than sectional and rolling doors for commercial buildings - we bring solutions to architect's commercial closure challenges. Want security that also blends into your modern design? No problem. Need to close a parking garage but don't have enough headroom? We've got you covered. And if you don't see it here, we can work with you to create something to meet your unique needs. Because 200 years of experience comes with a lot of tricks up our sleeves.




VertiStack™ Clear Door



Energy Series



Rolling Service Door




SteelWeave® Metal Mesh Grille



Architectural Series



SmokeShield® Elevator




CrossingGard® Grille with ThreatProtect™




SmokeShield® Fabric Smoke and Fire



Extreme® High Performance MicroCoil® Grille



EntryDefender® High Security Door



Rolling Counter Door



Architectural Design Services &  
Architectural Product Representatives

# PRODUCT INDEX





# SPACE + STYLE

**VertiStack™ Clear Door brings the outside in.** In the closed position, glass panels invite ample sunlight to offer warm hospitality. In the open position, indoor seating can be extended to the outside areas, creating a natural, seamless flow between interior and exterior spaces.



**11 VertiStack™ Clear Doors were installed** at the Holly Avenue Elementary School in Arcadia, California, to open the classrooms for students and teachers to enjoy the outdoors. Unique, compact sections stack above the opening, offering a clean, modern aesthetic with no visible hinges or exposed track or cable. This stylish, sectional door offers endless design possibilities and is perfect for any application with limited ceiling space.







REFRESH

+ PROTECT

**Wanting the best of both worlds,** Carl Smith, Store Manager for Safelite™ Auto Glass in Pittsburgh, had a vision, and some concerns. He was seeking an efficient garage door, something sharp, but in black. “We get direct sunlight here. I was worried. Especially about going with black doors, but I really wanted the look,” he said. Shawn Rost of Citywide Garage Door recommended Energy Series model 3200 with a black/minor ribbed exterior and insulated windows. It was the perfect combination of insulation and style. Carl was elated. “Three business owners from our area came in and personally complimented our new look and actually asked about the doors. The before-and-afters say it all.”



**When Kansas City-based Harley Davidson® Distributor, Worth Harley Davidson, built a new location,** they wanted to expand their reach to their customers. In addition to the more traditional dealership warehouse and showroom, Worth Harley Davidson included a one-of-a-kind event center complete with a stage for live music and a restaurant area.

The security of rolling doors was required to keep the large TVs and other equipment protected when not in use, and also to protect items in storage. Both doors were powder coated in the exact orange color specified by their brand standards, allowing the doors to seamlessly blend in with the design.



**We make doors work smarter, not harder.**

Integrating the latest technology into our portfolio is just one way that we innovate.

**The SmartSync™ Wireless remote lets you control all of your doors and grilles with just one universal remote. It's so efficient!**

Equipped with an anti-shock design for industrial handling, this heavy-duty



remote is compatible with most motor-operated doors, grilles and counter doors.


TECHNOLOGY + SOLUTIONS






# ART + STEEL

**“The custom wood ‘cloud’ drape over the bar** (shown at left) was the beginning of this classy aesthetic, and we wanted to match that with a polished, high-end look while providing the necessary security to make it a showpiece bar area,” said Jon Hapke, Estimator and Project Manager from Skold Door. The SteelWeave Grille was customized for the size of the carpenter’s cabinet and features the Tigris pattern for a fresh look and feel.



**The strength of steel with an artful touch** makes the SteelWeave™ Metal Mesh Grille the perfect accent to any environment that needs to be sensational and secure.



**“Designed as a focal point of the theatre’s lobby,** the SteelWeave Metal Mesh Grille was the perfect solution to meet all of our needs,” said Donald Fox, owner, Fox Theatres. The theatre made it into a rolling piece of art by adding spotlights to enhance the visibility of both the grille and the spirits behind it. The main concern? To ensure that by securing the alcohol, they did not compromise the look of the bar or the visibility of the available products. Mission accomplished!







**Our Architectural Series doors let the light in.**  
 The proportional rail and stile profiles, along with equal spacing, provide an aesthetically pleasing appearance. These lustrous doors are ideal in applications such as restaurants, auto dealerships and fire stations.



*VERSATILITY*  
 + VISION







INGENUITY + DESIGN

**Ardence & Bloom is a luxury apartment community** nestled in East Hollywood's vibrant art and music scene. The eight-story structure required a product that covered the elevators in the event of a fire. SmokeShield® Elevator Smoke Curtain was the solution. It seals after every use leveraging patented GuideLock™ technology. With bold, easy-to-understand graphics for quick operation, these elevator smoke curtains not only look smart, but effectively seal off hoistways, limiting smoke infiltration.







**Whether it's for controlling a crowd, securing a space or providing a safe exit,** CrossingGard® Grille with ThreatProtect™ is a must-have. These rolling grilles securely compartmentalize a facility. Equipped with alarm responsiveness, battery back up and a UL325 compliant sensing edge, it provides the benefits of visibility and air circulation in a variety of finishes and patterns to complement your space.

CONTAIN  
+ FLOW



**When Tom Goodwin, New Construction Manager at Commercial Door Company, Inc., Pomona, California** was tasked with installing a fire and smoke containment curtain for a large mezzanine area in an upscale apartment community, he was faced with two issues: timing and size. Our SmokeShield® Fabric Smoke and Fire curtain was the solution. At 30 feet wide, this custom-crafted curtain is the largest of its kind. "We worked closely with Cookson to ensure it was sized right and installed on time," said Tom, "And it looks great too."

CODE  
+ CONCEPT







**The SmartSync Diagnostic Tool** is used by installers and technicians in the field who need assistance with troubleshooting electrical issues on an APEX controller.

It gives our Electrical Support Specialist real time access to the diagnostic information for that door or grille.

On-the-spot support for door challenges from anywhere in the country? Technology is a beautiful thing.




## SECURE + COMPACT

**What's not to love about the Extreme® High Performance MicroCoil® Grille?** Its patented link system coils up tighter than standard grilles, requiring less headroom. The compact operator features a variable-frequency drive that ensures a soft start and stop, reducing wear and tear on both the grille and the operator. Engineered for longevity, it features a springless design that requires little to no maintenance. The Extreme High Performance MicroCoil Grille accepts virtually all activation systems and features a two-year operator warranty and a two-year/500,000 cycle component warranty.



## BRAWN + BEAUTY

**The sleek facade of the award-winning EntryDefender® Door may appear unassuming.** But it's packed with power. The robust steel curtain features interlocking slats that compress when in the closed position, creating a smooth surface and reducing pry points. As an attack persists, these slats engage and further prevent separation. Its reinforced bottom bar and locking system resists lifting force, making the EntryDefender nearly impossible to defeat. It protects government buildings, pharmaceutical and cannabis dispensaries and other structures from attack for 5, 15 and 60 minutes in accordance with the U.S. Department of State Standard for forced entry SD-STD-01.01, Revision G (Amended). No other U.S. door meets this standard.







# ELEVATE + INTEGRATE

**A ROLLING COUNTER DOOR IS LIKE A CHAMELEON.** Depending on the setting, it can seamlessly blend in, or distinctively stand out. Crafted from interlocking slats of formed steel, aluminum or stainless steel, these tough and tailored counter doors provide security and sensibility. Multiple finishes and materials make it a designer's dream. The rolling counter door can be configured to withstand wind load requirements of up to 40 PSF and impact ratings of up to 50 FPS.



# KNOWLEDGEABLE



# + NATIONAL

**OUR ARCHITECTURAL DESIGN SERVICES TEAM AND PRODUCT REPRESENTATIVES** have the expertise to assist architects through all phases of the design process. From custom drawings, to specifications and product selection, these industry pros are your biggest assets.

**ARCHITECTURAL DESIGN SERVICES TEAM: (L-R)** Shawn McCormick, Architect Design Manager, Joe Hurn, John Kehl, Ron Kania, Chris Stover, Michael Chapman, Ross Baran, Eric Elias and Jim Kinney.



**PAUL SMITH**  
Director  
Architectural  
Promotion  
DE, MD, VA



**JOHN POLCHIN**  
Architectural  
Product  
Representative  
TX, OK, AR, LA



**MEGHAN JOSEPH**  
Architectural Product  
Representative  
FL, GA, SC, NC, AL,  
MS, TN



**ALEXIS DABDOUB**  
Architectural Product  
Representative  
IL, IN, OH, MO, MI,  
WI, KY



**JASON MILLARD**  
Architectural Product  
Representative  
NY, NJ, PA,  
CT, MA



**JOHN OAKLEY**  
Architectural  
Product  
Representative  
CA



