

# COUNTER FIRE DOOR COMPARISON CHART

Models ERC10 & ERC11 (SmokeShield®)

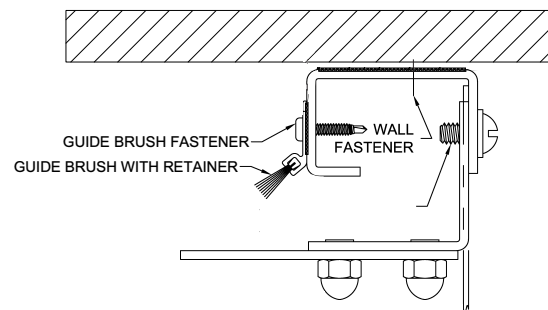
Previous Counter Fire Door	VS	New Counter Fire Door*
15 <sup>1</sup> / <sub>4</sub> "	Headroom Requirement	8 <sup>1</sup> / <sub>2</sub> "
20 <sup>3</sup> / <sub>4</sub> "	Backroom Requirement	8"
Unfinished	Guide Fasteners	Powdercoated to Match Guides
Standard Graduated	Barrel Rings	Low-Profile
Standard Adds <sup>1</sup> / <sub>2</sub> " Headroom	Astragal	Optional - negates the additional <sup>1</sup> / <sub>2</sub> " headroom requirement if not selected

*The new Counter Fire Door is available in manual push up and manual crank operation, as well as tube and chassis operators. FireGard (thermal activation) and AlarmGard (electrical activation) closing systems are also available on the new Counter Fire Door.*

*\*Information is accurate for most configurations.*

# COUNTER FIRE DOOR COMPARISON CHART

Models ERC10 & ERC11 (SmokeShield®)



**Previous  
Counter  
Fire  
Door**

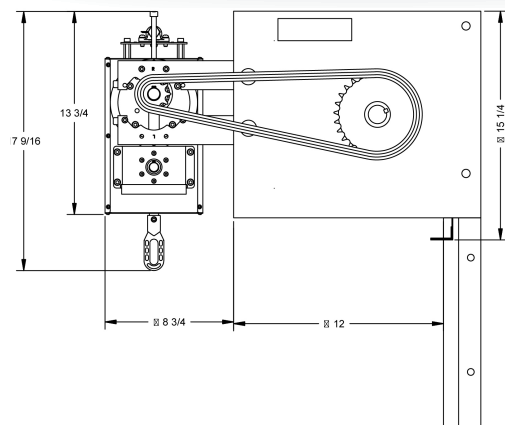
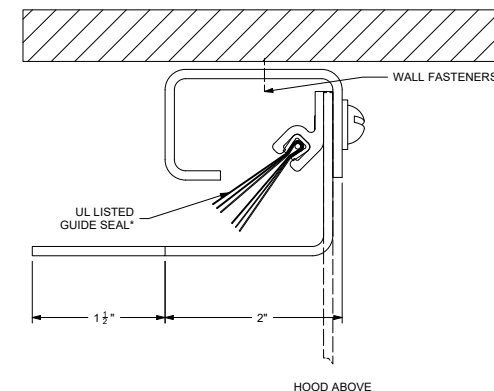
Visibly  
Mounted  
to Exterior  
of Guides

**VS**

UL Listed  
Smoke Seal

**New  
Counter  
Fire  
Door\***

Hidden /  
Mounted  
to Interior  
of Guides



15 1/4"

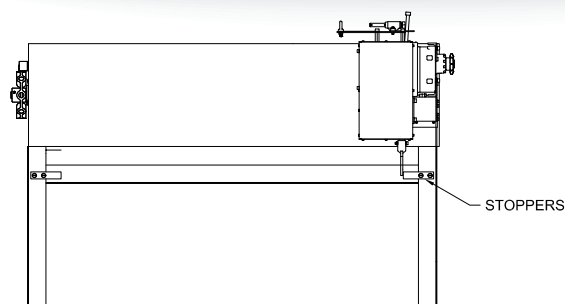
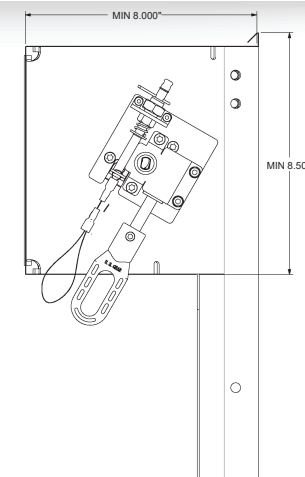
20 3/4"

FireGard  
Headroom

FireGard  
BackRoom

8 1/2"

8"



Stops  
Exposed  
below Hood

Bottom Bar /  
Door Stops

Flush  
with  
Hood

BOTTOM BAR FLUSH WITH HEADBOX,  
DIM = 0.500"  
WITH  
OPTIONAL  
ASTRAGAL

