

OPERATION AND STRUCTURAL REQUIREMENTS

- Select from available hand chain, hand crank, and motor options.
- Supported by guide assembly attached to the jamb construction. No extra header support needed (unless larger width mandates hood supports).
- Fits within the standard Thermiser Max footprint.
- Can be configured with a static wind load up to 120 psf.

MATERIAL AND FINISH OPTIONS

MATERIALS


- Stainless steel - 300 series in #4 finish
- Galvanized steel

FRONT SLAT FINISHES

- SpectraShield® Powder Coating available in more than 180 colors.
- Upgrade to GalvaNex™ Ultra™ or SpectraShield® Ultra™ powder coat finish for enhanced corrosion resistance, durability, and scratch resistance.

BRACKETS, GUIDES, AND BOTTOM BAR

- Hot-dip galvanizing on steel components.
- Zinc-enriched, corrosion-resistant powder coating in Gray.
- Bottom bar with reduced aluminum and CPVC-backed slat.



CUSTOM-DESIGNED SOLUTIONS

Connect with our experienced Architectural Design Support Team for help customizing our products.

SCAN TO VISIT [ARCHITECTDOORHELP.COM](https://www.architectdoorhelp.com)

THE INDUSTRY LEADER IN THERMAL PERFORMANCE

LEADING
COMPETITOR

0.9

THERMISER
MAX® - LOW U

0.532

U-FACTOR
IMPROVEMENT


41%

U-FACTOR VS. R-VALUE: HOW DO THEY MEASURE UP?

Thermal performance is most accurately measured by U-factor, which evaluates complex assemblies with moving parts. U-factor ratings for the entire door are determined through third-party testing adhering to DASMA-105 standards. A lower U-factor signifies greater energy efficiency for the door.

R-value measures the resistance to heat transfer through a specific point in an assembly. U-value is the inverse of R-value and measures the rate of heat transfer through that same point. These two measures are much more useful for evaluating the thermal performance of static building materials such as insulation. Unlike U-factor, which is third-party tested, this calculated value may be high even if the door does not perform well for heat resistance.

LOWER U-FACTOR = LOWER ENERGY COSTS



TRADITIONAL VS. UPDATED BACK SLAT

ENGINEERED FOR EFFICIENCY

U-FACTOR COST SAVINGS PER YEAR*



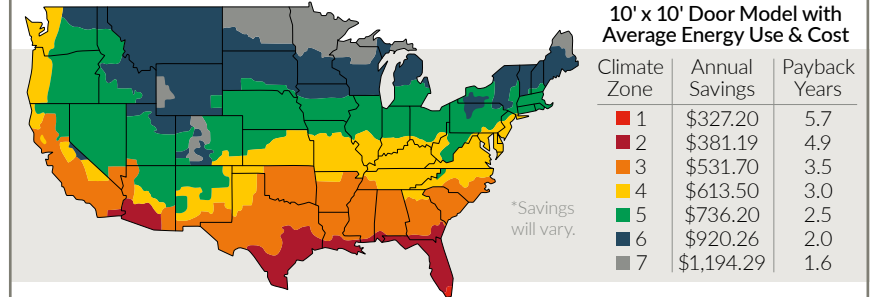
ZONE 1 HOT
\$327.20



ZONE 7 COLD
\$1,194.29

**Adjusted energy savings based on HVAC efficiency. Calculation assumes the building is being heated/cooled 24hr/day, efficiency of heated and cooling system is operating at 90% and the cost of electricity is \$0.16 per kWh.*

THERMISER MAX – LOW U SAVINGS COMPARED TO A STANDARD INSULATED DOOR



Thermiser Max – Low U Doors pay for themselves based on model size and climatic zone.

TRIED AND TESTED PERFORMANCE.

Our Thermiser Max - Low U insulated door endures rigorous third-party U-factor testing, earning a U-factor rating of 0.532 for the full assembly.

- Insulated curtain with CPVC backer slat, patented perimeter seal, and thermally-broken guide minimize heat transfer.
- Sound Transmission Rating (STC) of up to 27* for the entire assembly is available and reduces noise levels.
- Meets ASHRAE® 90.12, IECC® 2021 and California's Title 24 air infiltration requirements** with an independently tested value of less than 0.3 CFM/ft².

**Contact the factory for details. All configurations are evaluated per ASTM E90, based on testing a complete operable assembly.*

***A properly installed Thermiser Max seal package is mandatory to meet these requirements.*

